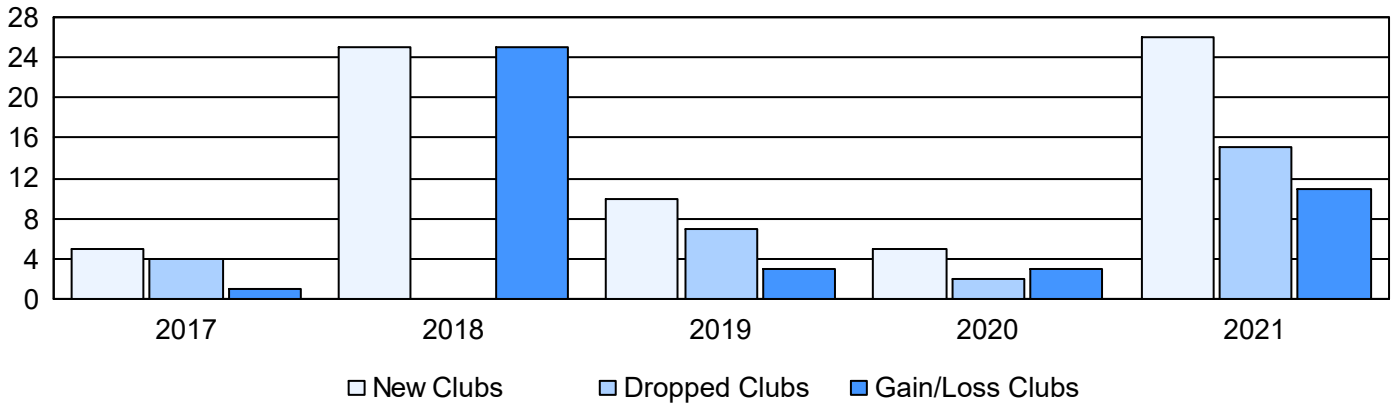
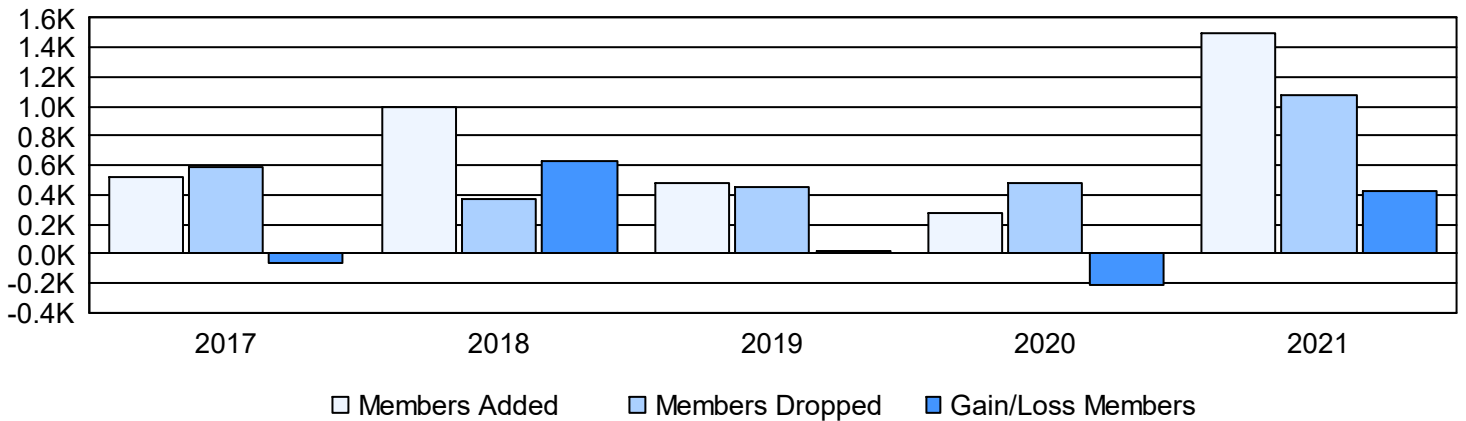


Year	New Clubs	Dropped Clubs	Gain/ Loss Clubs	New Members	Charter Members	Reinstate Members	Transfer Members	Total Member Added	Total Members Dropped	Gain/ Loss Members
2016-2017	5	4	1	375	120	4	20	519	585	-66
2017-2018	25	0	25	407	527	50	18	1,002	367	635
2018-2019	10	7	3	234	234	10	1	479	456	23
2019-2020	5	2	3	134	120	13	5	272	481	-209
2020-2021	26	15	11	691	736	31	44	1,502	1,081	421
<b>Average</b>	<b>14</b>	<b>6</b>	<b>9</b>	<b>368</b>	<b>347</b>	<b>22</b>	<b>18</b>	<b>755</b>	<b>594</b>	<b>161</b>

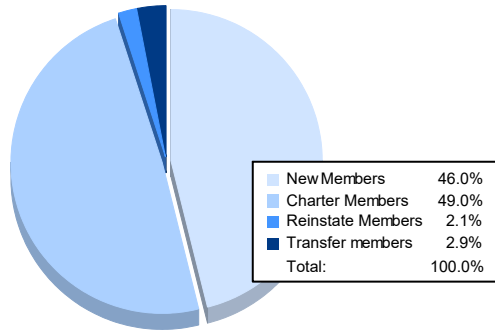
### Clubs



### Members



### Membership Composition June 2021 Cumulative



### Gender Composition June 2021 Cumulative

